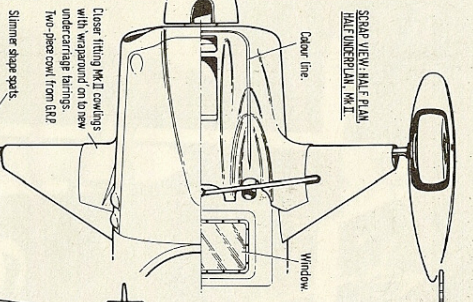


SCALE VIEW: Mk.I F.A.M. THE UNDERPLAN, Mk.II.



Closer fitting Mk.II cowling with wearound on to new undercarriage fairings. Two-piece cowling from GR2.

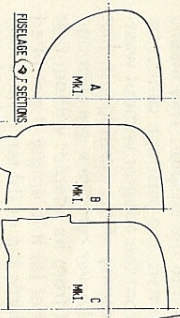
Slimmer shape spats.

COLOR NOTES: Undercarriage of D-EMKB. Shows GRABER/BEBE. Subsequent pattern with registration letters in BLACK. This scheme had its basic colours altered with the new cowling update in 1972.

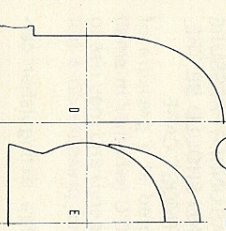
COLOR NOTES: HB-MkA indicated here was finished WHITE overall. Anti-dazzle cowling, top WHITE BLACK. Spinner RED striped WHITE. Fuselage Green/Red stripe, fin, Wing & tailplane in black & Lt. Leg. surface, tail spats & undercarriage, all BLACK. HB-MkA on tailplane & underwing BLACK.



Slab mass balance. Steeper angled tailfin.

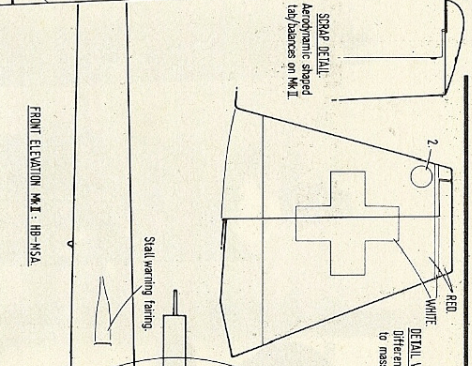


FUSELAGE HALF SECTIONS



Subsonic profile mask Mk.II's.

SCALE DETAIL. Aerodynamic shaped tail balance on Mk.II.



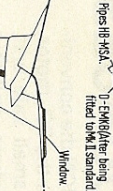
REAR DETAIL VIEW: Mk.II HB-MkA. Different fin outline and tip to mass balance.

FRONT ELEVATION: Mk.II - HB-MkA.

SCALE VIEW. View of cowling to show exhaust pipes & fairings.




QUARTER SECTION. On centreline to show belly shape.



Pipes HB-MkA. D-EMKB/after being fitted (mk.I standard).

Mk.II stabiliser is still air-lifting but has no trim tabs, just a bob-weight mass balance & tip 'dog-ears'.



Smaller propeller. Narrower track undercarriage with longer slimmer spats.

DETAIL VIEW: Mk.II Stabiliser.

UNDERPLAN VIEW: D-EMKB (in prototype form)

DETAIL VIEW. Shows trimmer surfaces, once on stabiliser of Mk.I, now on inboard roots of flaptrons. Flaps on the ailerons do move up & down with the ailerons, but to a lesser degree, as well as moving oppositely to the stabiliser. (On a control line standard).

Moulded 6 ft headrest. Forward battery boost socket.

Campy brace. L M N O P R Q

Smoothie rod fairings.

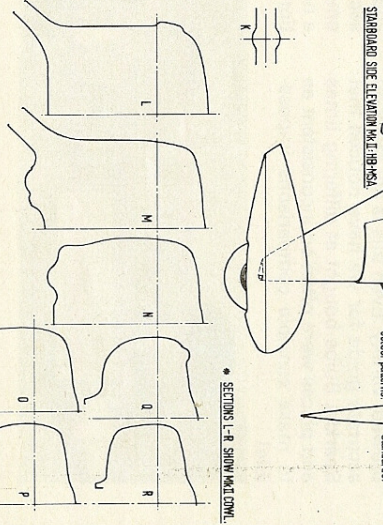
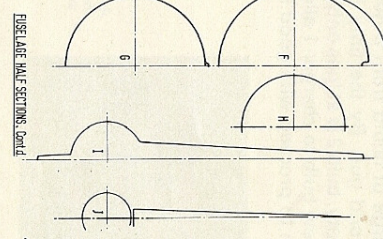
STABILISER SIDE ELEVATION: Mk.II HB-MkA.

Color patterns.

Prototyping element on D-EMKB when it was brought up to Mk.II standards.

SECTIONS L-R SHOW Mk.II ONLY.

FUSELAGE HALF SECTIONS, Cont'd.



Drawn & Traced By: A.A.P. LLOYD. Scale: FEET. 0 1 2 3 4 5 6. 1 METRE.